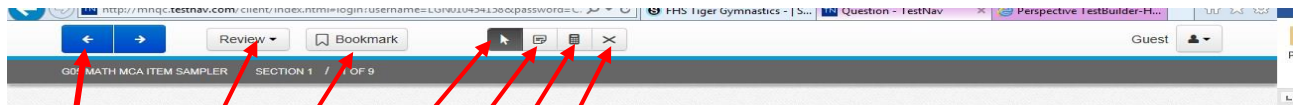


Features of TestNav, the program that runs the MCA tests and the Item Samplers

The reading, Math & Science tests have many of the same features, but there are a few differences. Math has a calculator button in some sections and a formula sheet available under Exhibits. Math and Science also have Audio controls.

View of Menu Bar



Students can move back and forth between questions within a section. Once they leave a section, they cannot return to that section.

Review Button – See below

The Bookmark button allows the student to identify an item to return to before leaving the section.

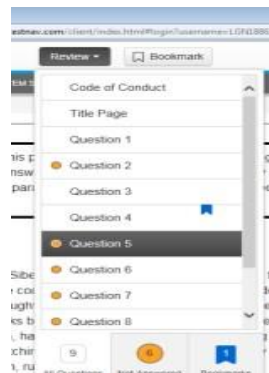
The Pointer button returns the cursor to pointer status.

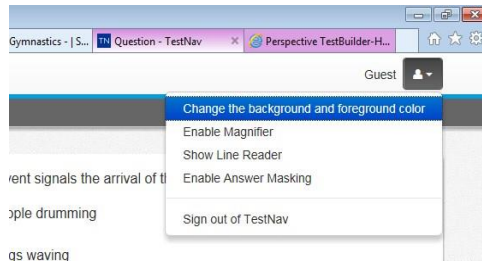
The Notepad button opens a notepad box that the student can type in notes that will remain linked with that item.

The Calculator button opens a calculator. Only available in math and science tests – when calculators are permitted.

The X button is an Answer Eliminator. (Available with multiple choice items only) Students can place a Red X over answers if they wish. Once using Answer Eliminator, return to selecting an answer by “unselecting” Answer Eliminator, or selecting Pointer.

The Review Button allows an overview of all items in the section, identifying which answers have been answered, which not answered and which one Bookmarked.





Guest Dropdown Menu – in the upper right corner – has multiple options:

Change Background Color (7 options) can be changed, re-changed anytime.

Enable Magnifier – Opens a square “magnifying glass” than can be moved across the screen. To close the magnifier, select Disable Magnifier from the dropdown.

Show Line Reader – activates a box that overlays the screen, keeping a narrow band of text visible. The width of the visible text can be changed. To close the Line Reader, select Hide Line Reader from dropdown.


Enable Answer Masking – activates bands that hide each possible answer. Each answer can be “opened” individually. To close Answer Masking, select Disable Answer Masking from the Dropdown.

The Math & Science tests have additional features related to Audio which are located on the right side of the screen.

The **Play** button will speak all text.

The **Megaphone** Icon will allow the student to select which text to be spoken

The **tools** icon allows students to change the speed of the volume.



The **Exhibits** icon below the volume controls opens a **formula sheet** for the math test.

After answering all items, students will view a page indicating total correct and which questions were correct/not correct.

Students do not have to complete the Item Sampler – it is designed to gain familiarity with the test format, not prepare for the content. If students need to exit the Sampler before answering all questions, select **Sign out of TestNav** from the user dropdown menu in the upper right corner. It will ask if they want to exit and finish later. Select **Save and Return Later**, even though the Sampler does not save responses or allow you to continue later. But that is how it will work in the real test.